

Helping children read and understand texts



KINDERGARTEN
Thursday 4th June 2015

Purpose:

- Understand the reading process – students cognitive ability.
- Learn about the reading process – before, during and after a reading session.



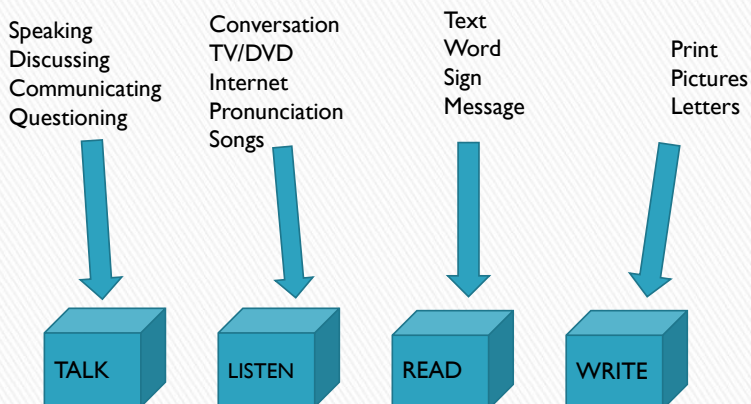
“From the moment a child is born, he or she is constantly learning. It’s a fact: children learn more in their first five years than during any other period of their lives.”

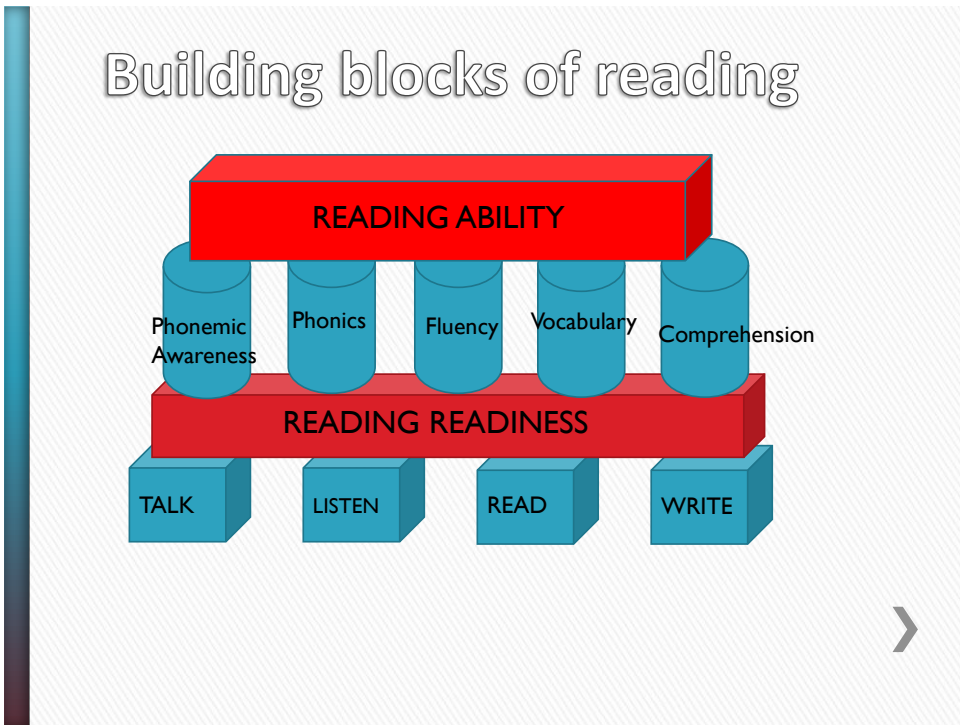
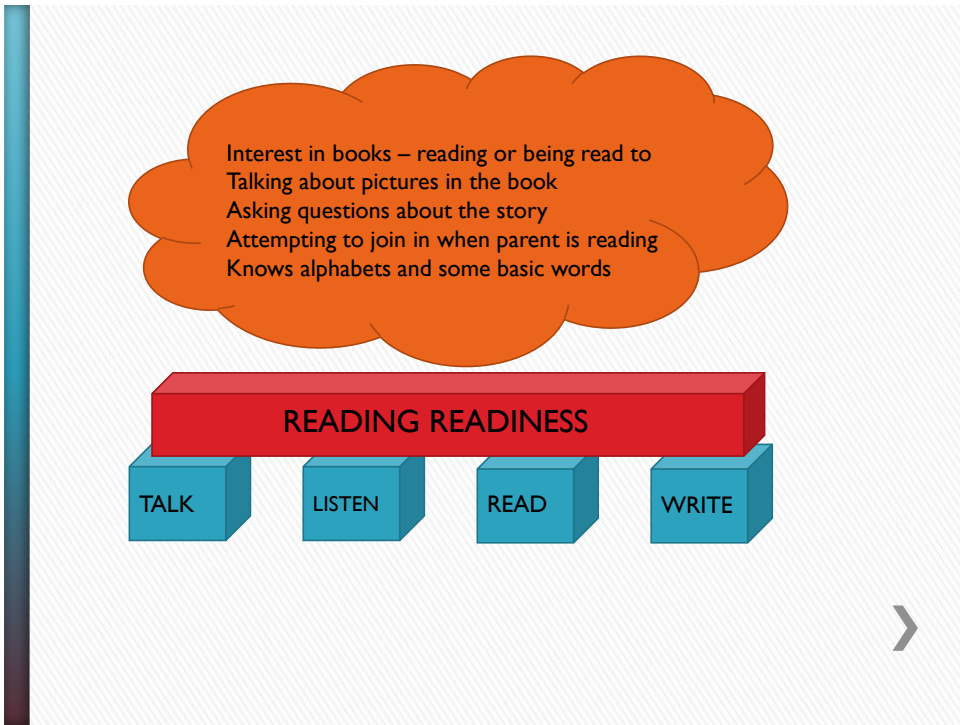


1997 Trevaline (i) as cited in Never too young to read! ALEA
Never too young to read pamphlet.

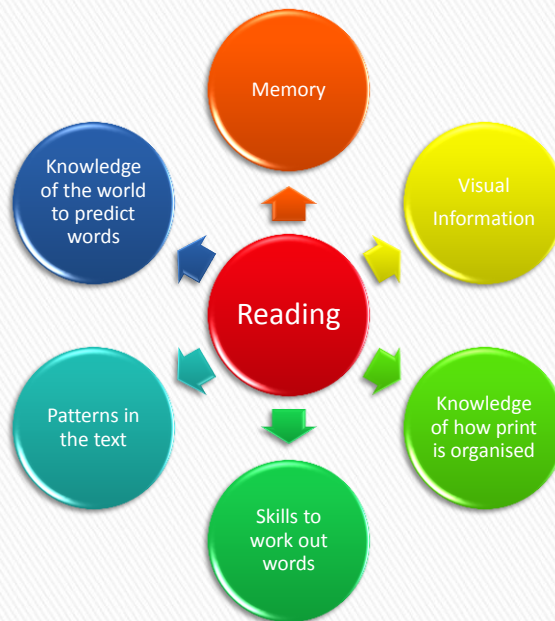


Building blocks of reading





UNDERSTANDING THE READING PROCESS



Teaching Reading - Before

Setting the scene: (Discussion)

1. Cover – discuss picture (Activate Prior Knowledge)
2. Predict **“What do you think this book is about?”**
3. Scan each page of the book and pictures – discuss any tricky words/concepts/ideas.

Remember:

- Pictures are very important
- Basic words will help student’s effectively read

Teaching Reading - During

Reading Strategy: (Mechanics)

1. Encourage the student to read phrased and fluent .
“Read as though you are talking.”
 This enhances meaning of the text being read.
2. *Discourage ‘finger pointing’ when reading – this slows the reader down.
“Read with your eyes.”
3. Prompt readers to problem-solve ‘tricky’ or ‘hard’ unknown words.
 (Word Attack Skills)
“Have a go at that word.” “You try.”
“Sound out that word.” “Get your mouth ready.”
“Look at the parts of the word” – chunking
“Have you seen a word that looks like that?”
“What word would make sense?”



Teaching Reading - During

3 P’s for new words:

- PAUSE – allow 5 seconds for your child to work out the word.
- PROMPT – use clues from the text, sounding out a word.
- PRAISE – praise your child for their effort.



Teaching Reading - During

Reading Strategy: (Comprehension)

1. Make connections to real life events.

“What does that remind you of?”

2. Ask questions about the characters, their feelings and the storyline.

“Why do you think Sam was upset?”

3. Highlight tricky words in the story.

“I wonder what that word means...”

4. Predict the end of the story. **“What will happen next?”**



Teaching Reading - After

1. Encourage your child to respond to the text through questioning.

“What did you think about the book? Why?”

2. Summarise the main idea of the story.

3. Retell the story in their own words. (Sequence)

